



Nebraska Judicial Branch
Annual Caseload Report

District Courts

Fiscal Year 2017

July 1, 2016 to

June 30, 2017



Nebraska District Courts Annual Caseload Report

Fiscal Year 2017 — July 1, 2016 to June 30, 2017

This Annual District Court Caseload Report contains caseload statistics for Nebraska's 93 District Courts, grouped into twelve Judicial Districts. Statistics are compiled through extracts from the JUSTICE automated trial court case management system. Providing court statistics ensures transparency to the public and assists administration in ensuring efficient court practices.

Caseload statistics demonstrate the volume of cases in each jurisdiction and the changes that occur over time. Data are useful in determining staffing levels and for predicting the effect on caseloads due to changes in the law.

Caseload data is now produced with a new, more reliable reporting software tool. Prior to FY 2016, caseload data was extracted and aggregated monthly through a programmed process. The 10 year history section of this Caseload Report should not be compared reports prior to FY 2016.

Reports are available for all levels of state appellate and trial courts at www.supremecourt.ne.gov > Administration > Publications and Reports.

Mission of the Nebraska Administrative Office of the Courts:

Under the direction of the Nebraska Supreme Court, the Administrative Office of the Courts' mission is to ensure the public has equal access to justice, using leadership, education, technology, and administrative services to implement consistent, efficient, and effective court practices.

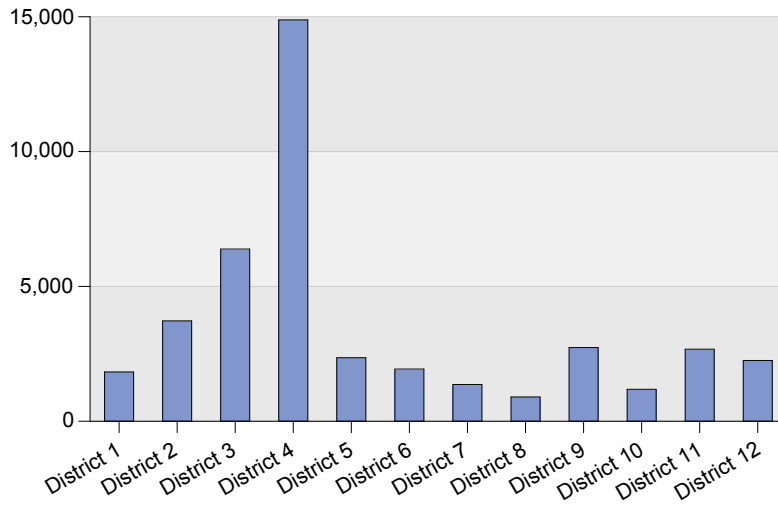


Corey R. Steel | Nebraska State Court Administrator
Nebraska Supreme Court

Rm. 1213 State Capitol | P.O. Box 98910 | Lincoln, NE 68509
T 402.471.3730 | F 402.471.2197
www.supremecourt.ne.gov

Fiscal Year 2017 Nebraska District Court Adult Annual Cases Opened

Fiscal Year 2017 District Court Adult Cases Opened by District



Year	Adult Court
FY 2008	42,763
FY 2009	42,861
FY 2010	43,056
FY 2011	42,427
FY 2012	41,402
FY 2013	39,746
FY 2014	39,625
FY 2015	39,846
FY 2016	41,062
FY 2017	42,215

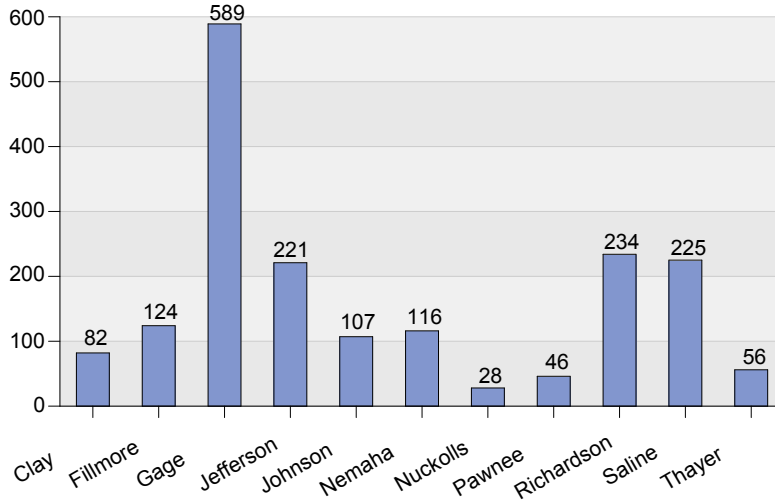
Fiscal Year 2017 Adult Court Cases Opened by Category and District

	Criminal	Regular Civil	Domestic Relations	Appellate Action	Summary
District 1	440	242	1,128	18	1,828
District 2	1,010	507	2,177	27	3,721
District 3	1,881	883	3,494	127	6,385
District 4	4,301	2,180	8,315	88	14,884
District 5	633	322	1,368	33	2,356
District 6	570	264	1,084	16	1,934
District 7	448	179	715	20	1,362
District 8	228	216	420	36	900
District 9	998	230	1,483	20	2,731
District 10	308	153	718	5	1,184
District 11	1,018	315	1,323	15	2,671
District 12	798	302	1,136	17	2,253
Summary	12,633	5,793	23,361	422	42,209

5,831 domestic relations cases were referred to county judges.

1st Judicial District - District Court Adult Cases Opened

Fiscal Year 2017 District Court Adult Cases Opened by District



Historical Cases Opened	
Year	Adult Court
FY 2008	2,247
FY 2009	2,204
FY 2010	2,228
FY 2011	2,182
FY 2012	2,191
FY 2013	1,830
FY 2014	1,949
FY 2015	1,904
FY 2016	2,000
FY 2017	1,828

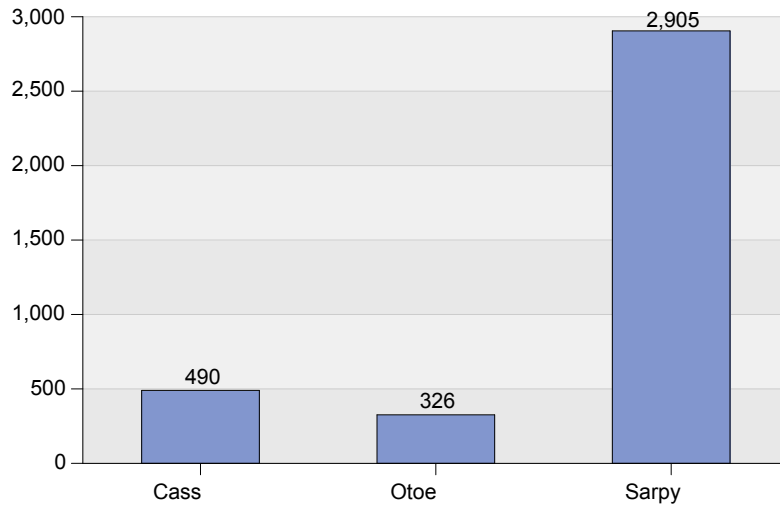
Fiscal Year 2017 Adult Court Cases Opened By County By Category

	Criminal	Regular Civil	Domestic Relations	Appellate Action	Summary
Clay	10	22	50	0	82
Fillmore	35	10	79	0	124
Gage	171	44	365	9	589
Jefferson	48	17	155	1	221
Johnson	22	30	48	7	107
Nemaha	29	23	64	0	116
Nuckolls	4	10	14	0	28
Pawnee	6	8	32	0	46
Richardson	49	35	150	0	234
Saline	60	31	133	1	225
Thayer	6	12	38	0	56
Summary	440	242	1,128	18	1,828

386 domestic relations cases were referred to county judges.

2nd Judicial District - District Court Adult Cases Opened

Fiscal Year 2017 District Court Adult Cases Opened by District



Historical Cases Opened	
Year	Adult Court
FY 2008	3,277
FY 2009	3,204
FY 2010	3,524
FY 2011	3,392
FY 2012	3,324
FY 2013	3,097
FY 2014	3,144
FY 2015	3,189
FY 2016	3,503
FY 2017	3,721

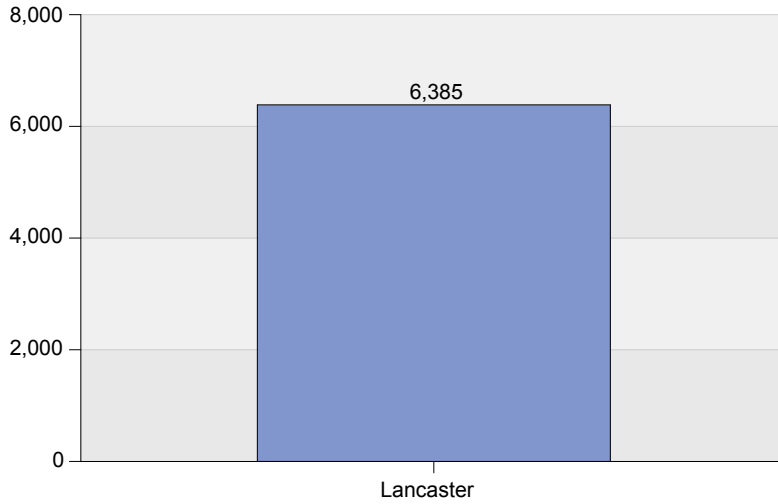
Fiscal Year 2017 Adult Court Cases Opened By County By Category

	Criminal	Regular Civil	Domestic Relations	Appellate Action	Summary
Cass	129	87	271	3	490
Otoe	67	45	212	2	326
Sarpy	814	375	1,694	22	2,905
Summary	1,010	507	2,177	27	3,721

1,285 domestic relations cases were referred to county judges.

3rd Judicial District - District Court Adult Cases Opened

Fiscal Year 2017 District Court Adult Cases Opened by District



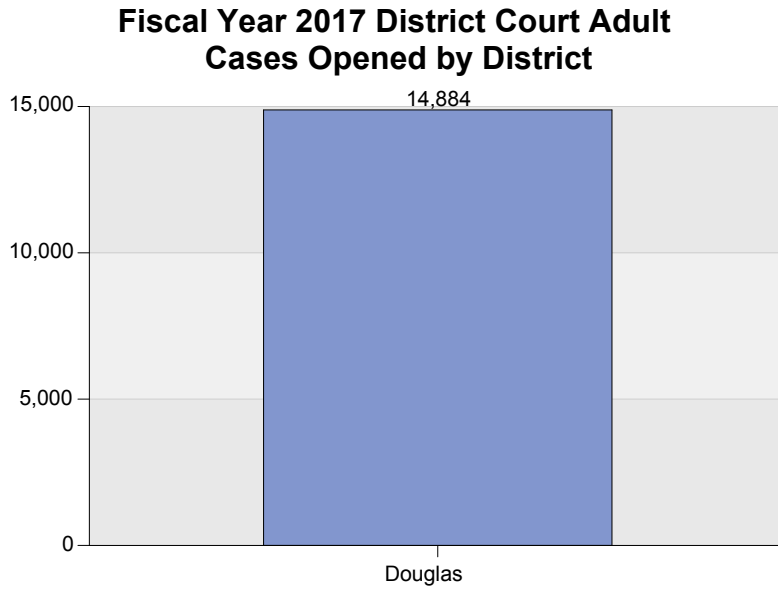
Historical Cases Opened	
Year	Adult Court
FY 2008	5,821
FY 2009	5,818
FY 2010	5,765
FY 2011	5,955
FY 2012	5,888
FY 2013	5,856
FY 2014	6,055
FY 2015	5,789
FY 2016	5,997
FY 2017	6,385

Fiscal Year 2017 Adult Court Cases Opened By County By Category

	Criminal	Regular Civil	Domestic Relations	Appellate Action	Summary
Lancaster	1,881	883	3,494	127	6,385
Summary	1,881	883	3,494	127	6,385

776 domestic relations cases were referred to county judges.

4th Judicial District - District Court Adult Cases Opened



Historical Cases Opened	
Year	Adult Court
FY 2008	15,468
FY 2009	15,589
FY 2010	15,268
FY 2011	14,834
FY 2012	14,217
FY 2013	13,787
FY 2014	13,532
FY 2015	13,943
FY 2016	14,141
FY 2017	14,884

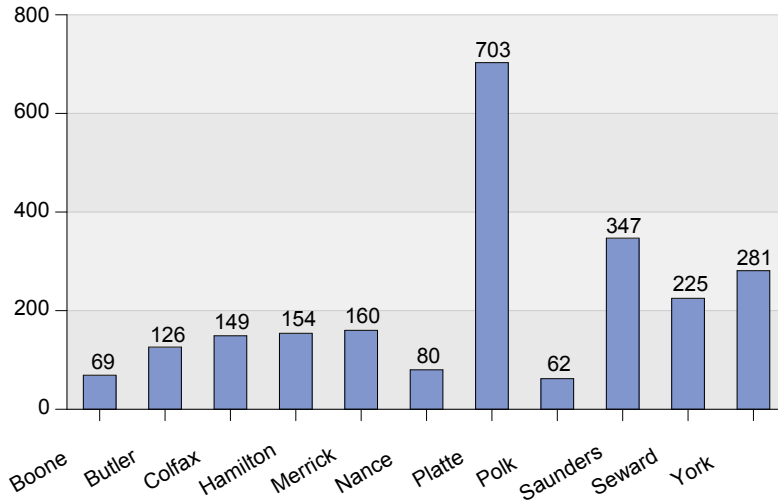
Fiscal Year 2017 Adult Court Cases Opened By County By Category

	Criminal	Regular Civil	Domestic Relations	Appellate Action	Summary
Douglas	4,301	2,180	8,315	88	14,884
Summary	4,301	2,180	8,315	88	14,884

2,191 domestic relations cases were referred to county judges.

5th Judicial District - District Court Adult Cases Opened

Fiscal Year 2017 District Court Adult Cases Opened by District



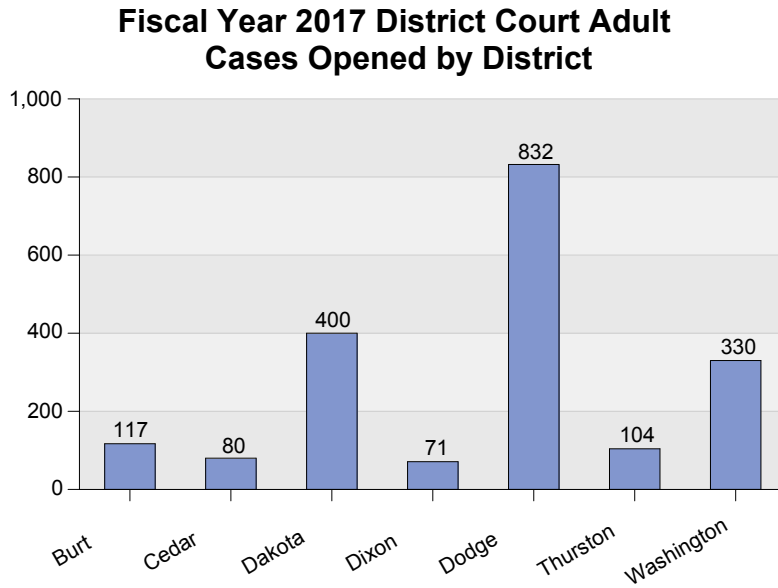
Historical Cases Opened	
Year	Adult Court
FY 2008	2,541
FY 2009	2,581
FY 2010	2,697
FY 2011	2,583
FY 2012	2,574
FY 2013	2,533
FY 2014	2,474
FY 2015	2,325
FY 2016	2,455
FY 2017	2,356

Fiscal Year 2017 Adult Court Cases Opened By County By Category

	Criminal	Regular Civil	Domestic Relations	Appellate Action	Summary
Boone	8	16	41	4	69
Butler	40	17	67	2	126
Colfax	35	26	88	0	149
Hamilton	64	22	68	0	154
Merrick	70	23	67	0	160
Nance	18	19	43	0	80
Platte	117	82	493	11	703
Polk	8	20	26	8	62
Saunders	108	38	200	1	347
Seward	86	26	110	3	225
York	79	33	165	4	281
Summary	633	322	1,368	33	2,356

508 domestic relations cases were referred to county judges.

6th Judicial District - District Court Adult Cases Opened



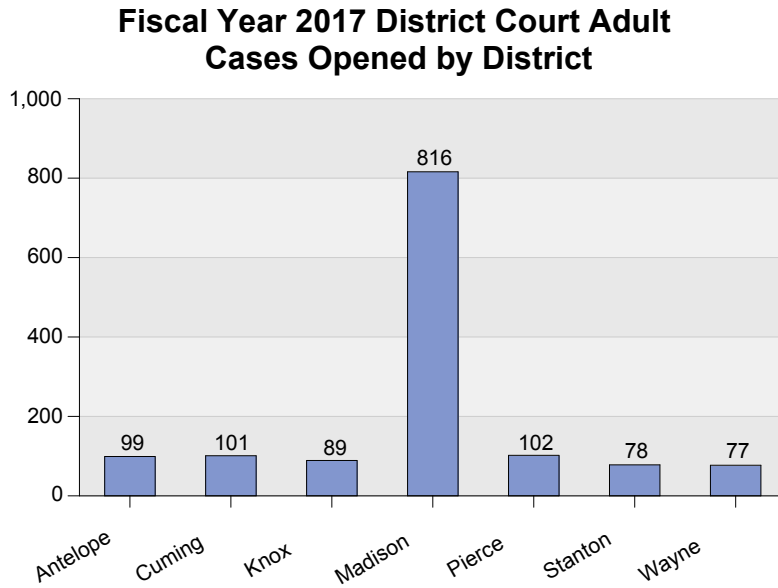
Historical Cases Opened	
Year	Adult Court
FY 2008	2,048
FY 2009	2,041
FY 2010	2,067
FY 2011	1,887
FY 2012	1,884
FY 2013	1,856
FY 2014	1,842
FY 2015	1,872
FY 2016	2,063
FY 2017	1,934

Fiscal Year 2017 Adult Court Cases Opened By County By Category

	Criminal	Regular Civil	Domestic Relations	Appellate Action	Summary
Burt	23	15	77	2	117
Cedar	19	18	42	1	80
Dakota	166	38	194	2	400
Dixon	12	13	46	0	71
Dodge	212	112	498	10	832
Thurston	20	12	72	0	104
Washington	118	56	155	1	330
Summary	570	264	1,084	16	1,934

166 domestic relations cases were referred to county judges.

7th Judicial District - District Court Adult Cases Opened



Historical Cases Opened	
Year	Adult Court
FY 2008	1,412
FY 2009	1,443
FY 2010	1,548
FY 2011	1,553
FY 2012	1,494
FY 2013	1,367
FY 2014	1,231
FY 2015	1,223
FY 2016	1,305
FY 2017	1,362

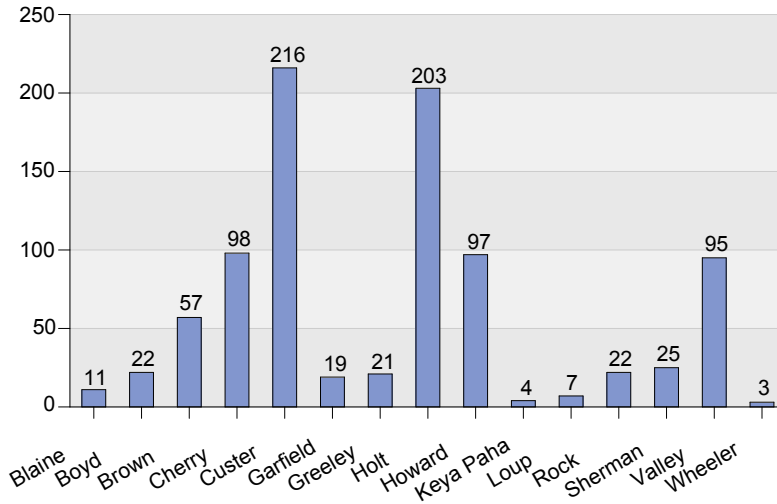
Fiscal Year 2017 Adult Court Cases Opened By County By Category

	Criminal	Regular Civil	Domestic Relations	Appellate Action	Summary
Antelope	31	13	39	16	99
Cuming	24	15	62	0	101
Knox	4	32	53	0	89
Madison	317	82	415	2	816
Pierce	25	21	56	0	102
Stanton	31	9	37	1	78
Wayne	16	7	53	1	77
Summary	448	179	715	20	1,362

116 domestic relations cases were referred to county judges.

8th Judicial District - District Court Adult Cases Opened

Fiscal Year 2017 District Court Adult Cases Opened by District



Historical Cases Opened	
Year	Adult Court
FY 2008	928
FY 2009	889
FY 2010	881
FY 2011	885
FY 2012	885
FY 2013	869
FY 2014	797
FY 2015	803
FY 2016	874
FY 2017	900

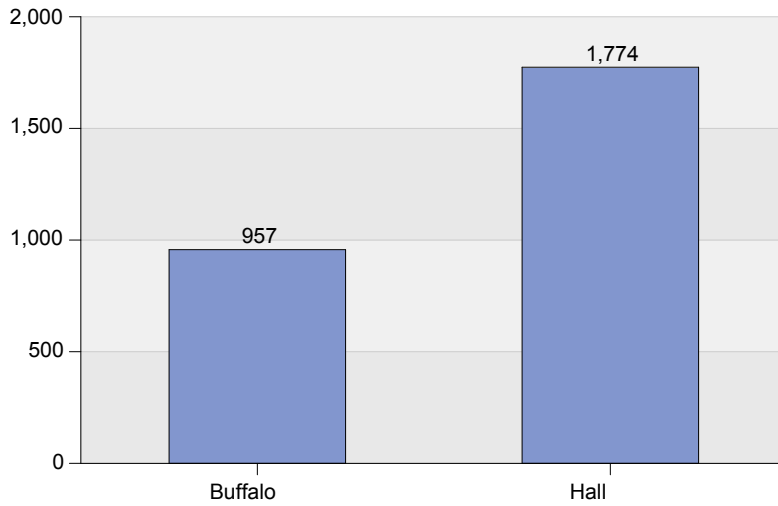
Fiscal Year 2017 Adult Court Cases Opened By County By Category

	Criminal	Regular Civil	Domestic Relations	Appellate Action	Summary
Blaine	0	2	8	1	11
Boyd	8	5	6	3	22
Brown	13	12	31	1	57
Cherry	26	30	39	3	98
Custer	65	37	114	0	216
Garfield	5	3	11	0	19
Greeley	3	5	12	1	21
Holt	42	55	85	21	203
Howard	22	22	53	0	97
Keya Paha	0	1	2	1	4
Loup	0	2	4	1	7
Rock	0	12	10	0	22
Sherman	4	5	15	1	25
Valley	39	24	29	3	95
Wheeler	1	1	1	0	3
Summary	228	216	420	36	900

45 domestic relations cases were referred to county judges.

9th Judicial District - District Court Adult Cases Opened

Fiscal Year 2017 District Court Adult Cases Opened by District



Historical Cases Opened	
Year	Adult Court
FY 2008	2,729
FY 2009	2,637
FY 2010	2,627
FY 2011	2,874
FY 2012	2,707
FY 2013	2,605
FY 2014	2,575
FY 2015	2,764
FY 2016	2,651
FY 2017	2,732

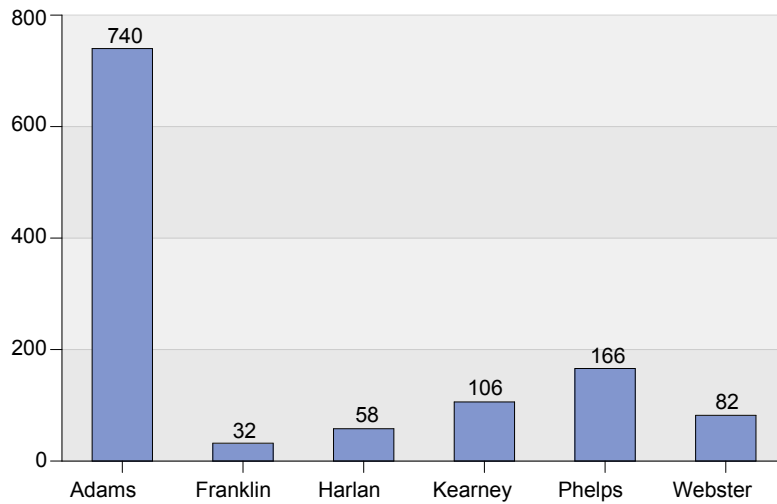
Fiscal Year 2017 Adult Court Cases Opened By County By Category

	Criminal	Regular Civil	Domestic Relations	Appellate Action	Summary
Buffalo	309	97	542	9	957
Hall	689	133	941	11	1,774
Summary	998	230	1,483	20	2,731

219 domestic relations cases were referred to county judges.

10th Judicial District - District Court Adult Cases Opened

Fiscal Year 2017 District Court Adult Cases Opened by District



Historical Cases Opened	
Year	Adult Court
FY 2008	1,539
FY 2009	1,603
FY 2010	1,652
FY 2011	1,509
FY 2012	1,373
FY 2013	1,175
FY 2014	1,206
FY 2015	1,194
FY 2016	1,146
FY 2017	1,186

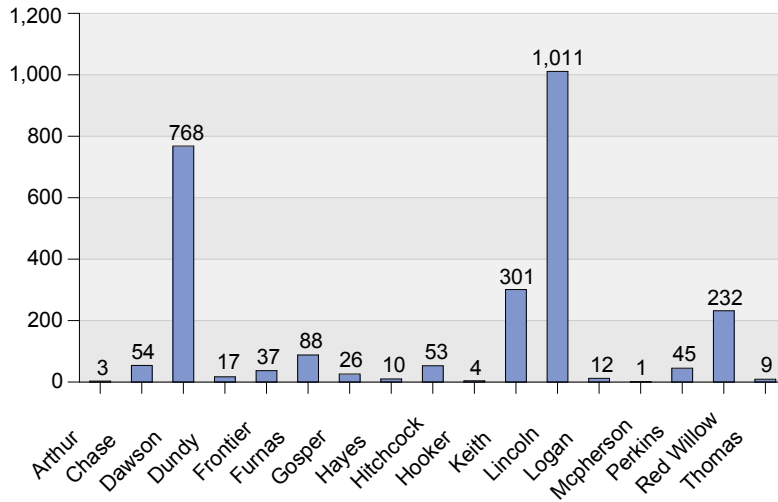
Fiscal Year 2017 Adult Court Cases Opened By County By Category

	Criminal	Regular Civil	Domestic Relations	Appellate Action	Summary
Adams	239	65	434	2	740
Franklin	5	11	14	2	32
Harlan	10	14	33	1	58
Kearney	23	23	60	0	106
Phelps	21	19	126	0	166
Webster	10	21	51	0	82
Summary	308	153	718	5	1,184

36 domestic relations cases were referred to county judges.

11th Judicial District - District Court Adult Cases Opened

Fiscal Year 2017 District Court Adult Cases Opened by District



Historical Cases Opened	
Year	Adult Court
FY 2008	2,297
FY 2009	2,431
FY 2010	2,502
FY 2011	2,399
FY 2012	2,592
FY 2013	2,562
FY 2014	2,670
FY 2015	2,700
FY 2016	2,710
FY 2017	2,671

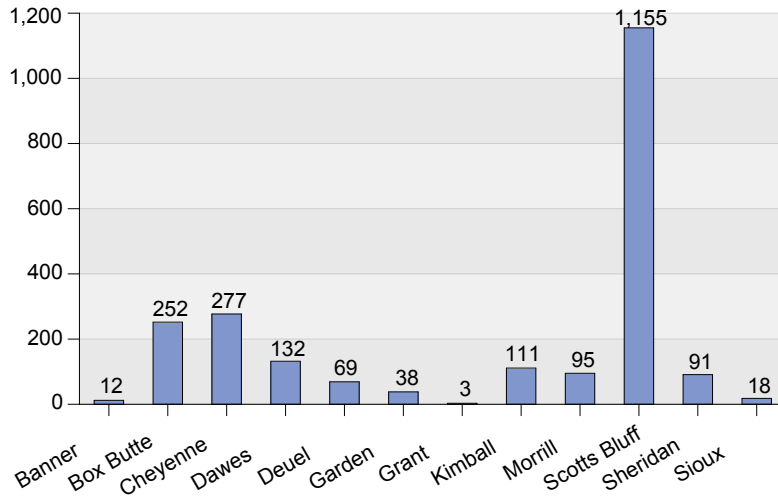
Fiscal Year 2017 Adult Court Cases Opened By County By Category

	Criminal	Regular Civil	Domestic Relations	Appellate Action	Summary
Arthur	0	2	1	0	3
Chase	13	15	25	1	54
Dawson	360	51	351	6	768
Dundy	3	4	10	0	17
Frontier	12	8	17	0	37
Furnas	21	18	47	2	88
Gosper	4	3	19	0	26
Hayes	2	3	5	0	10
Hitchcock	14	12	27	0	53
Hooker	0	3	1	0	4
Keith	158	21	121	1	301
Lincoln	359	106	542	4	1,011
Logan	1	4	7	0	12
Mcperson	0	0	1	0	1
Perkins	8	15	22	0	45
Red Willow	62	48	121	1	232
Thomas	1	2	6	0	9
Summary	1,018	315	1,323	15	2,671

1 domestic relations cases were referred to county judges.

12th Judicial District - District Court Adult Cases Opened

Fiscal Year 2017 District Court Adult Cases Opened by District



Historical Cases Opened	
Year	Adult Court
FY 2008	2,456
FY 2009	2,421
FY 2010	2,297
FY 2011	2,374
FY 2012	2,273
FY 2013	2,209
FY 2014	2,150
FY 2015	2,140
FY 2016	2,217
FY 2017	2,256

Fiscal Year 2017 Adult Court Cases Opened By County By Category

	Criminal	Regular Civil	Domestic Relations	Appellate Action	Summary
Banner	1	6	5	0	12
Box Butte	47	32	173	0	252
Cheyenne	80	48	148	1	277
Dawes	26	26	80	0	132
Deuel	55	4	10	0	69
Garden	12	5	21	0	38
Grant	1	0	2	0	3
Kimball	31	19	61	0	111
Morrill	8	16	71	0	95
Scotts Bluff	504	119	519	13	1,155
Sheridan	30	20	38	3	91
Sioux	3	7	8	0	18
Summary	798	302	1,136	17	2,253

102 domestic relations cases were referred to county judges.