



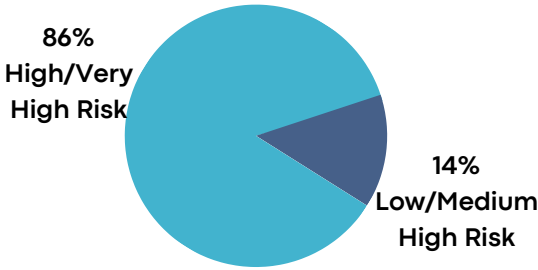
# Post-Release Supervision (PRS) Quarterly Report:

Date Range:

January 1 - March 31, 2023

(unless noted)

**1,259**  
Current Population  
(April 3, 2023)



Average LS/CMI Score for PRS **25.8**

**7.8%**

of the total Adult Probation population (including misdemeanors and felonies) are PRS adults

**6.0%**

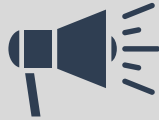
of PRS are currently in Abscond classification without an issued warrant.

**\$15.00 /day** AI Population Average Supervision Cost (FY23)

Ethnicity	# of Probationers
Hispanic Origin	177
Not of Hispanic Origin	1082

Race	# of Probationers
American Indian or Alaskan Native	74 (6%)
Asian or Pacific Islander	9 (1%)
Black	259 (21%)
Other	119 (9%)
White	798 (63%)

**122**  
Investigations Ordered

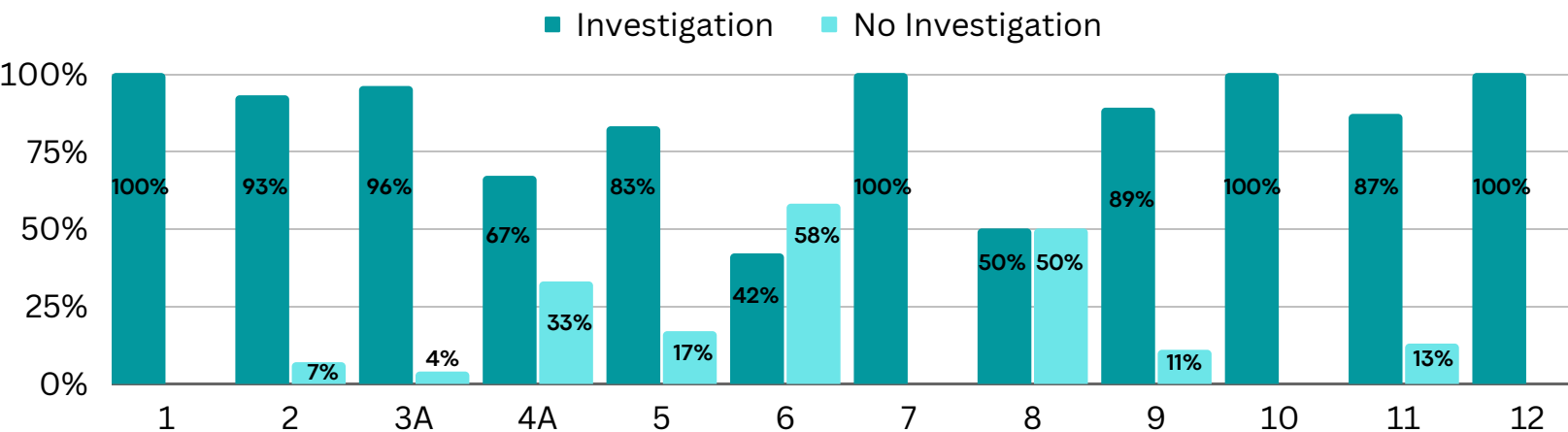


## January - March 2023

A court ordered investigation provides information to the court for conditions of post-release supervision related to identified risk and needs.

**12,342**  
Drug Tests Collected  
**879**  
Individuals tested

## PRS - % Investigations by District



**7%**

of custodial sanctions (N= 114) had a court hearing

**530**

# of Administrative Sanctions for PRS individuals

**12.1%**

of the total Department of Corrections population (N= 5,673) are PRS individuals (as of April 1, 2023)

# Access to Behavioral/Mental Health Services (Q1 2023)

## Evaluations:

71 individuals accessed financial assistance service dollars using

76 vouchers.

Total voucher amount:

**\$28,601.00**



## Treatment:

36 individuals accessed financial assistance service dollars using


45 vouchers.

Total voucher amount:

**\$38,355.00**

# 61%

of Motions to Revoke filed were due to New Law Violations



the remaining 39% were due to Technical Violations

# 70%

of PRS cases are Not Revoked

Completed: 41%

Unsatisfactory: 24%

Revoked: 30%

Other: 5%

Completed includes completion of probation and early release. Other includes death, district override, problem-solving court.

## Revocations

63 cases revoked to County Jail

15 cases revoked to Dept. of Corrections

6 cases revoked to Other (fines, jurisdiction terminated, etc.)

Initial Risk score on 1st LS/CMI and decrease in the average LS/CMI score between a person's first and last assessment.

20+

-11.1%

25+

-15.6%

30+

-19.2%