

Nebraska Judicial Branch

# Annual Caseload Report

## District Courts

**Reporting Period**  
**Fiscal Year 2021**

July 1, 2020 to  
June 30, 2021



# Table of Contents

Introduction .....	3
Statewide Fiscal Year 2021 Nebraska District Court Adult Cases Opened .....	4
1 <sup>st</sup> Judicial District – District Court Adult Cases Opened .....	5
2 <sup>nd</sup> Judicial District – District Court Adult Cases Opened .....	6
3 <sup>rd</sup> Judicial District – District Court Adult Cases Opened.....	7
4 <sup>th</sup> Judicial District – District Court Adult Cases Opened .....	8
5 <sup>th</sup> Judicial District – District Court Adult Cases Opened .....	9
6 <sup>th</sup> Judicial District – District Court Adult Cases Opened .....	10
7 <sup>th</sup> Judicial District – District Court Adult Cases Opened .....	11
8 <sup>th</sup> Judicial District – District Court Adult Cases Opened .....	12
9 <sup>th</sup> Judicial District – District Court Adult Cases Opened .....	13
10 <sup>th</sup> Judicial District – District Court Adult Cases Opened .....	14
11 <sup>th</sup> Judicial District – District Court Adult Cases Opened .....	15
12 <sup>th</sup> Judicial District – District Court Adult Cases Opened .....	16

# Annual Caseload Report for Nebraska District Courts

**Fiscal Year 2021 – July 1, 2020 to June 30, 2021**

This *Annual District Court Caseload Report* contains caseload statistics for Nebraska’s 93 District Courts, organized into 12 Judicial Districts. Statistics are compiled through extracts from the JUSTICE automated trial court case management system. Providing court statistics ensures transparency to the public and assists administration in ensuring efficient court practices.

Caseload statistics demonstrate the volume of cases in each jurisdiction and the changes that occur over time. Data are useful in determining staffing levels and for predicting the effect on caseloads due to changes in the law.

In 2019-2020, the Supreme Court and the Administrative Office of the Courts and Probation (AOC) conducted a statewide judicial time study. Under the direction and leadership of the National Center for State Courts, a new weighting methodology and standards were adopted, including a more diverse list of case types, see *Nebraska Judicial Workload Assessment Final Report* (October 2020) on the Nebraska Supreme Court website. In an effort to provide greater consistency in how the AOC reports weighted caseload and caseload data, the caseload data has been standardized between the two reports. Therefore, the 10-year history section of this caseload report should not be compared to reports prior to FY 2021 and direct comparison to archived reports is not recommended.

Caseload reports are available for all levels of state appellate and trial courts at <https://supremecourt.nebraska.gov/forms-publications>.

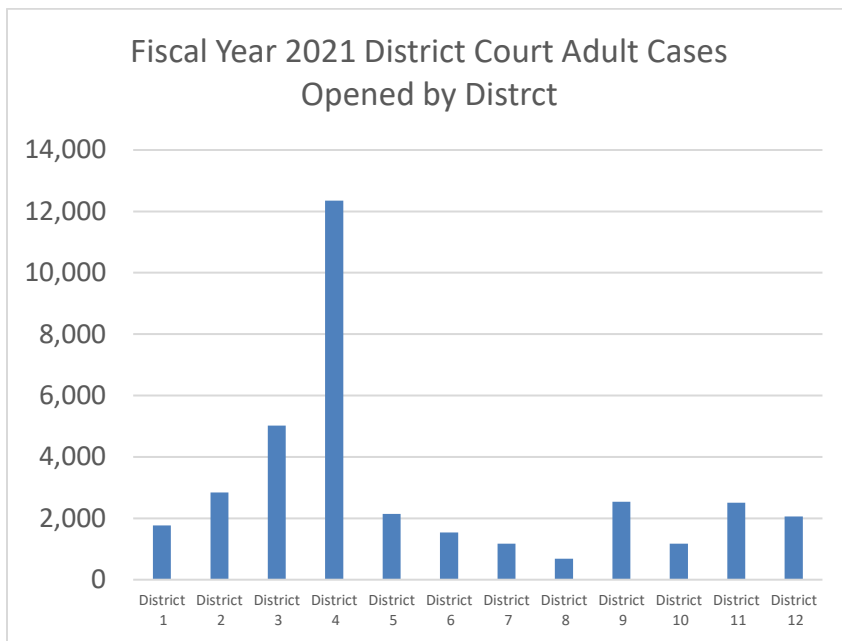


Corey R. Steel | Nebraska State Court  
Administrator Nebraska Supreme Court  
**Administrative Office of the Courts & Probation**

Rm. 1213 State Capitol | P.O. Box 98910 | Lincoln, NE 68509  
T 402.471.3730 | F 402.471.2197  
[www.supremecourt.ne.gov](http://www.supremecourt.ne.gov)

# Annual Fiscal Year Caseload Report

## Fiscal Year 2021 Nebraska District Court Adult Cases Opened



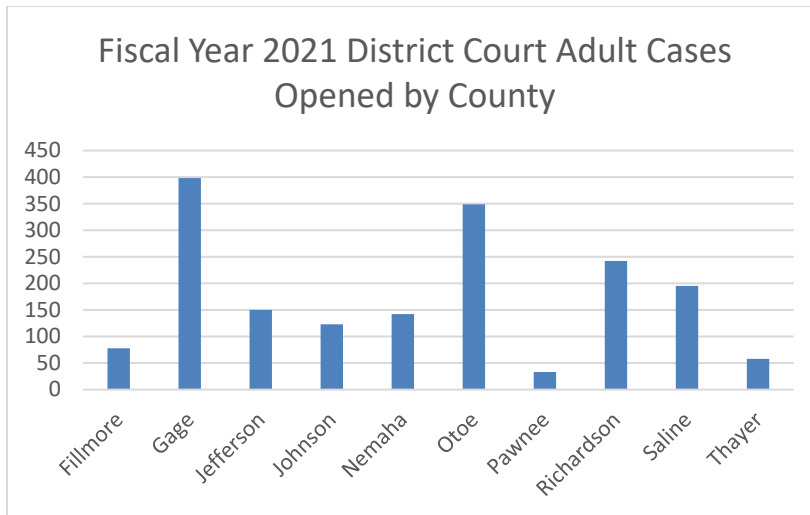
Historical Cases Opened	
Year	# Cases
FY 2021	35,795
FY 2022	
FY 2023	
FY 2024	
FY 2025	
FY 2026	
FY 2027	
FY 2028	
FY 2029	
FY 2030	

### Fiscal Year 2021 Adult Court Cases Opened by Category and District

Case Type Category	Problem Solving Court	Protection Orders	Civil	Class 1 Felony	Other Criminal	Domestic Relations	Appeals	Administrative Appeals	Total Cases
District 1	39	330	305	47	493	538	10	6	1,768
District 2	45	393	413	66	680	1,222	24	4	2,847
District 3	44	911	770	155	1,253	1,763	56	67	5,019
District 4	143	1,583	2,195	560	3,741	4,060	56	14	12,352
District 5	37	359	326	80	707	630	9	-	2,148
District 6	13	205	240	40	417	610	15	3	1,543
District 7	30	171	176	18	373	389	8	4	1,169
District 8	3	92	189	14	122	248	5	2	675
District 9	65	325	243	80	885	928	12	2	2,540
District 10	33	216	165	29	307	406	6	8	1,170
District 11	37	535	320	93	860	646	8	9	2,508
District 12	-	378	254	66	836	502	16	4	2,056
Statewide	489	5,498	5,596	1,248	10,674	11,942	225	123	35,795

# Annual Fiscal Year Caseload Report

## 1<sup>st</sup> Judicial District – District Court Adult Cases Opened



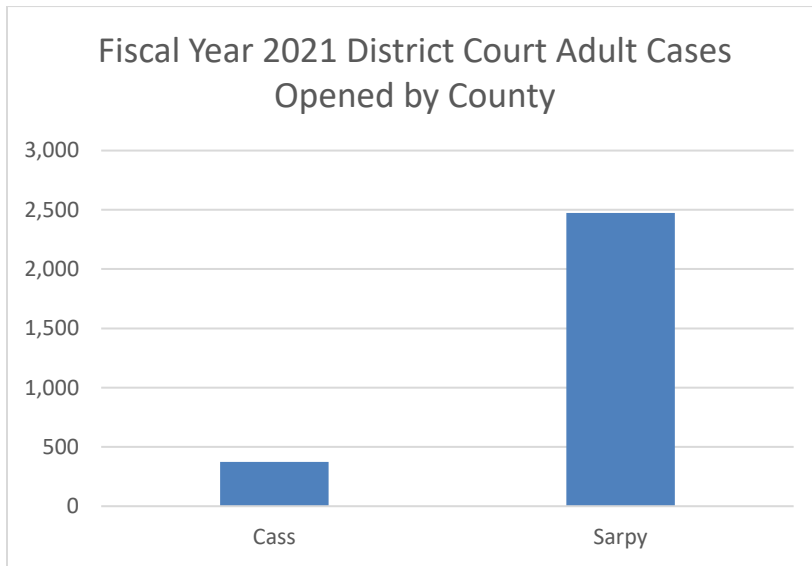
Historical Cases Opened	
Year	# Cases
FY 2021	1,768
FY 2022	
FY 2023	
FY 2024	
FY 2025	
FY 2026	
FY 2027	
FY 2028	
FY 2029	
FY 2030	

### Fiscal Year 2021 Adult Court Cases Opened by Category and County

Case Type Category	Problem Solving Court	Protection Orders	Civil	Class 1 Felony	Other Criminal	Domestic Relations	Appeals	Administrative Appeals	Total Cases
Fillmore	1	12	11	-	20	34	-	-	78
Gage	7	71	48	9	113	143	6	1	398
Jefferson	2	22	55	7	28	36	-	-	150
Johnson	6	29	18	6	36	23	-	5	123
Nemaha	5	22	36	5	41	33	-	-	142
Otoe	10	82	62	8	86	99	2	-	349
Pawnee	-	3	9	-	8	13	-	-	33
Richardson	5	40	21	6	106	63	1	-	242
Saline	2	34	28	4	51	75	1	-	195
Thayer	1	15	17	2	4	19	-	-	58
<b>Total</b>	<b>39</b>	<b>330</b>	<b>305</b>	<b>47</b>	<b>493</b>	<b>538</b>	<b>10</b>	<b>6</b>	<b>1,768</b>

# Annual Fiscal Year Caseload Report

## 2<sup>nd</sup> Judicial District – District Court Adult Cases Opened



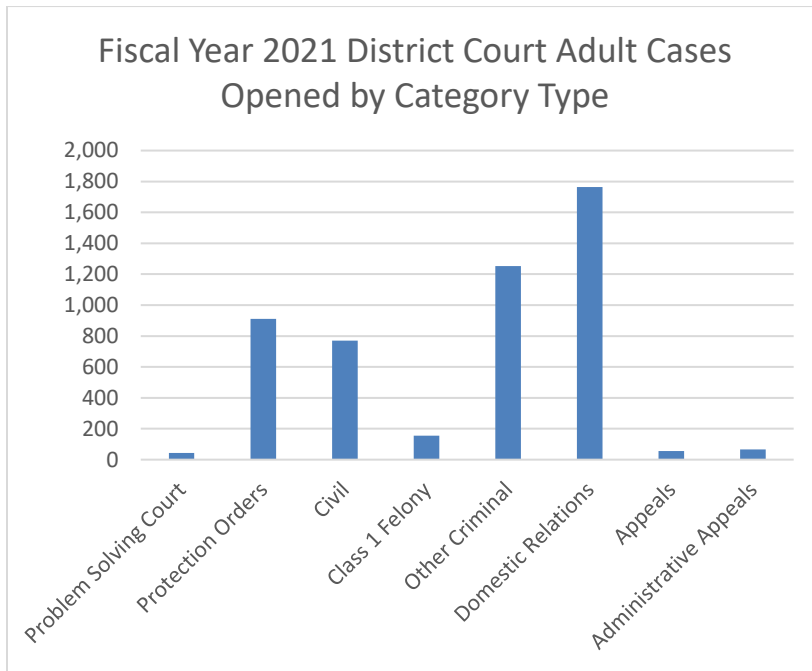
Historical Cases Opened	
Year	# Cases
FY 2021	2,847
FY 2022	
FY 2023	
FY 2024	
FY 2025	
FY 2026	
FY 2027	
FY 2028	
FY 2029	
FY 2030	

### Fiscal Year 2021 Adult Court Cases Opened by Category and County

Case Type Category	Problem Solving Court	Protection Orders	Civil	Class 1 Felony	Other Criminal	Domestic Relations	Appeals	Administrative Appeals	Total Cases
Cass	9	68	72	12	93	119	-	-	373
Sarpy	36	325	341	54	587	1,103	24	4	2,474
<b>Total</b>	45	393	413	66	680	1,222	24	4	2,847

# Annual Fiscal Year Caseload Report

## 3<sup>rd</sup> Judicial District – District Court Adult Cases Opened



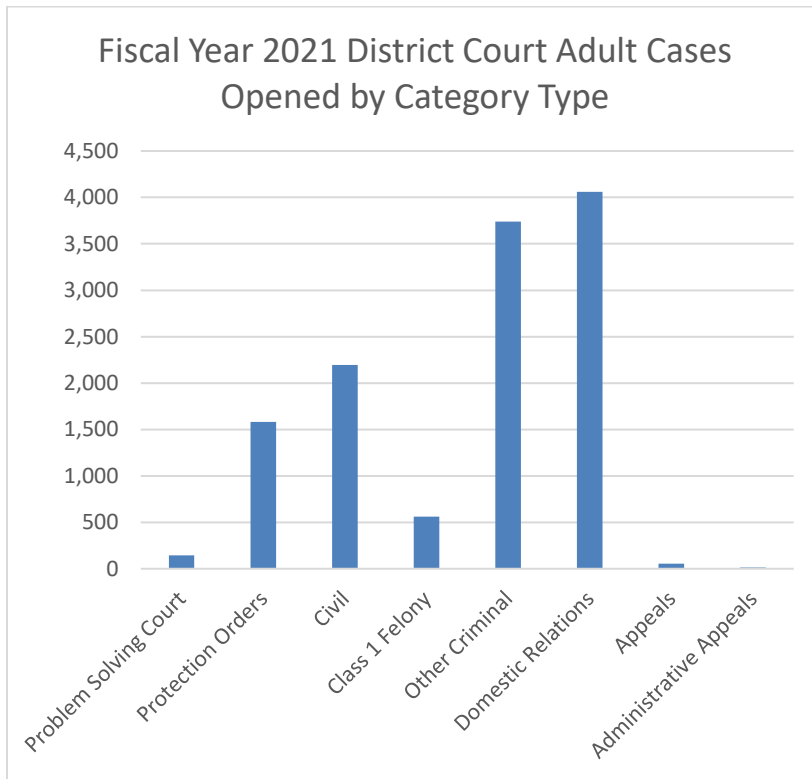
Historical Cases Opened	
Year	# Cases
FY 2021	5,019
FY 2022	
FY 2023	
FY 2024	
FY 2025	
FY 2026	
FY 2027	
FY 2028	
FY 2029	
FY 2030	

### Fiscal Year 2021 Adult Court Cases Opened by Category and County

Case Type Category	Problem Solving Court	Protection Orders	Civil	Class 1 Felony	Other Criminal	Domestic Relations	Appeals	Administrative Appeals	Total Cases
Lancaster	44	911	770	155	1,253	1,763	56	67	5,019

# Annual Fiscal Year Caseload Report

## 4<sup>th</sup> Judicial District – District Court Adult Cases Opened



Historical Cases Opened	
Year	# Cases
FY 2021	12,352
FY 2022	
FY 2023	
FY 2024	
FY 2025	
FY 2026	
FY 2027	
FY 2028	
FY 2029	
FY 2030	

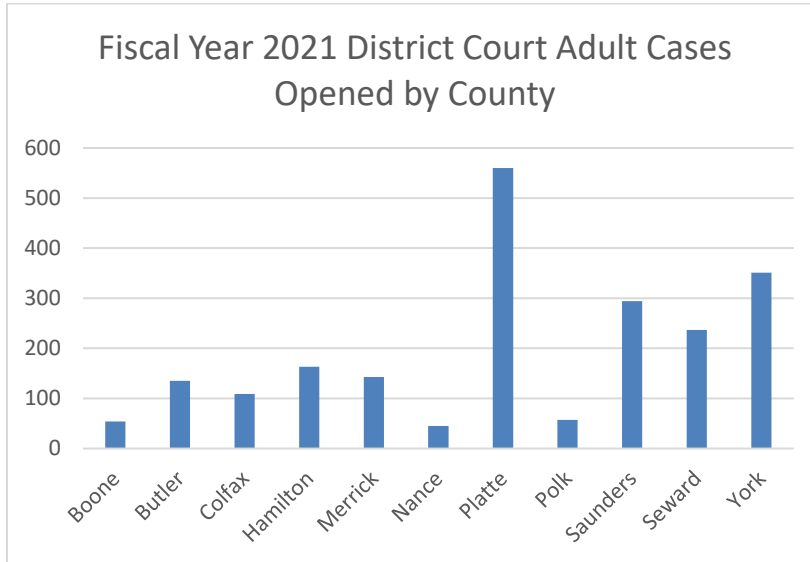
### Fiscal Year 2021 Adult Court Cases Opened by Category and County

Case Type Category	Problem Solving Court	Protection Orders	Civil	Class 1 Felony	Other Criminal	Domestic Relations	Appeals	Administrative Appeals	Total Cases
Douglas	143	1,583	2,195	560	3,741	4,060	56	14	12,352



# Annual Fiscal Year Caseload Report

## 5<sup>th</sup> Judicial District – District Court Adult Cases Opened



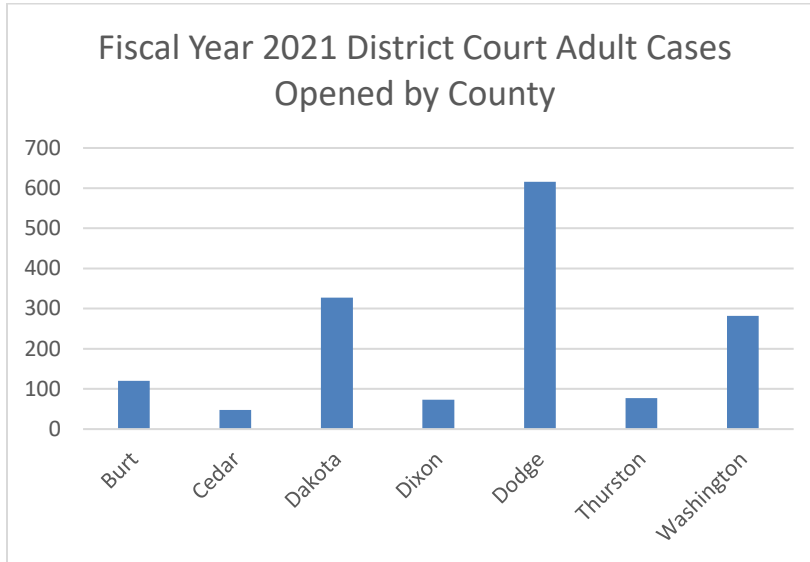
Year	# Cases
FY 2021	2,148
FY 2022	
FY 2023	
FY 2024	
FY 2025	
FY 2026	
FY 2027	
FY 2028	
FY 2029	
FY 2030	

### Fiscal Year 2021 Adult Court Cases Opened by Category and County

Case Type Category	Problem Solving Court	Protection Orders	Civil	Class 1 Felony	Other Criminal	Domestic Relations	Appeals	Administrative Appeals	Total Cases
Boone	-	6	18	3	8	19	-	-	54
Butler	8	13	21	3	59	31	-	-	135
Colfax	4	18	19	4	21	43	-	-	109
Hamilton	2	20	32	8	50	50	1	-	163
Merrick	7	20	22	8	47	38	1	-	143
Nance	-	11	4	2	11	17	-	-	45
Platte	-	141	59	25	159	175	1	-	560
Polk	-	20	10	-	5	20	2	-	57
Saunders	8	51	53	6	90	85	1	-	294
Seward	1	17	44	12	94	67	2	-	237
York	7	42	44	9	163	85	1	-	351
<b>Total</b>	<b>37</b>	<b>359</b>	<b>326</b>	<b>80</b>	<b>707</b>	<b>630</b>	<b>9</b>	<b>-</b>	<b>2,148</b>

# Annual Fiscal Year Caseload Report

## 6<sup>th</sup> Judicial District – District Court Adult Cases Opened



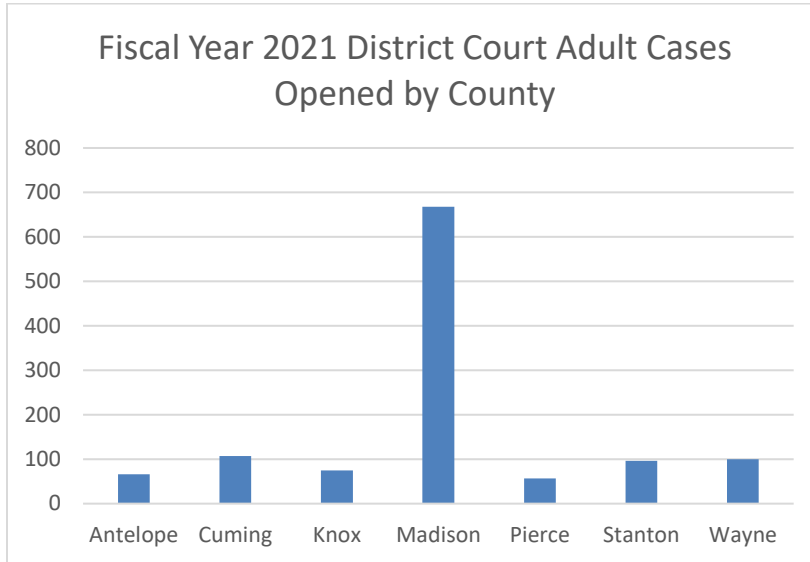
Year	# Cases
FY 2021	1,543
FY 2022	
FY 2023	
FY 2024	
FY 2025	
FY 2026	
FY 2027	
FY 2028	
FY 2029	
FY 2030	

### Fiscal Year 2021 Adult Court Cases Opened by Category and County

Case Type Category	Problem Solving Court	Protection Orders	Civil	Class 1 Felony	Other Criminal	Domestic Relations	Appeals	Administrative Appeals	Total Cases
Burt	-	16	52	7	10	35	-	-	120
Cedar	-	10	12	2	8	16	-	-	48
Dakota	-	41	27	13	115	126	4	1	327
Dixon	-	23	12	1	6	30	1	-	73
Dodge	11	84	74	14	171	260	2	-	616
Thurston	-	4	14	-	8	51	-	-	77
Washington	2	27	49	3	99	92	8	2	282
<b>Total</b>	13	205	240	40	417	610	15	3	1,543

# Annual Fiscal Year Caseload Report

## 7<sup>th</sup> Judicial District – District Court Adult Cases Opened



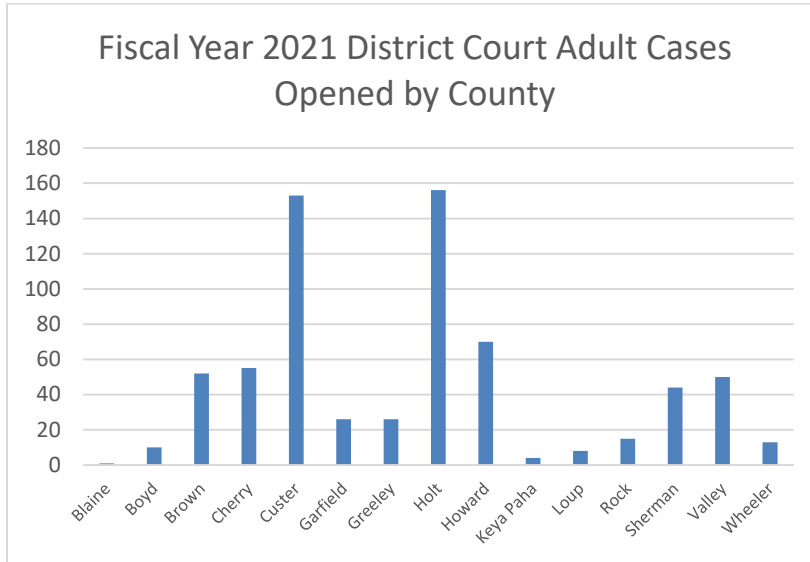
Historical Cases Opened	
Year	# Cases
FY 2021	1,169
FY 2022	
FY 2023	
FY 2024	
FY 2025	
FY 2026	
FY 2027	
FY 2028	
FY 2029	
FY 2030	

### Fiscal Year 2021 Adult Court Cases Opened by Category and County

Case Type Category	Problem Solving Court	Protection Orders	Civil	Class 1 Felony	Other Criminal	Domestic Relations	Appeals	Administrative Appeals	Total Cases
Antelope	-	7	17	-	11	31	-	-	66
Cuming	1	11	25	1	16	49	4	-	107
Knox	-	16	18	-	5	34	1	1	75
Madison	27	88	74	15	269	189	3	3	668
Pierce	1	7	15	-	11	23	-	-	57
Stanton	-	25	7	1	33	30	-	-	96
Wayne	1	17	20	1	28	33	-	-	100
<b>Total</b>	<b>30</b>	<b>171</b>	<b>176</b>	<b>18</b>	<b>373</b>	<b>389</b>	<b>8</b>	<b>4</b>	<b>1,169</b>

# Annual Fiscal Year Caseload Report

## 8<sup>th</sup> Judicial District – District Court Adult Cases Opened



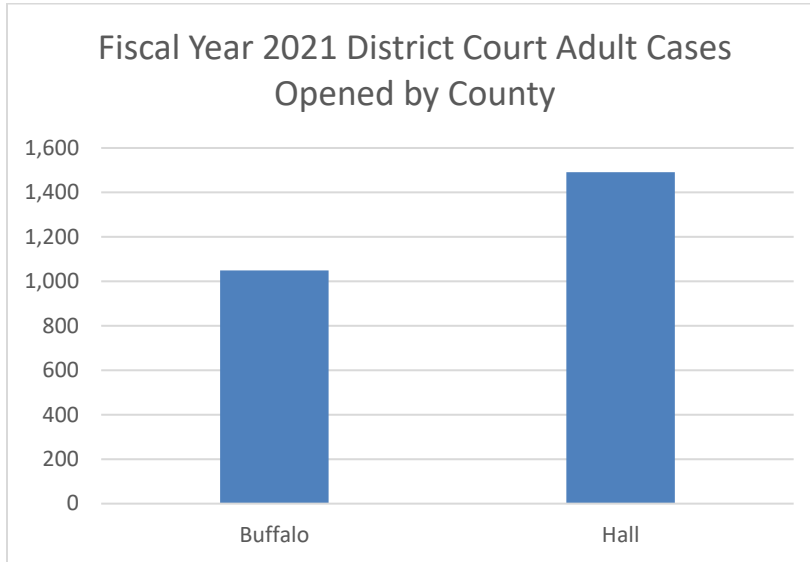
Historical Cases Opened	
Year	# Cases
FY 2021	675
FY 2022	
FY 2023	
FY 2024	
FY 2025	
FY 2026	
FY 2027	
FY 2028	
FY 2029	
FY 2030	

### Fiscal Year 2021 Adult Court Cases Opened by Category and County

Case Type Category	Problem Solving Court	Protection Orders	Civil	Class 1 Felony	Other Criminal	Domestic Relations	Appeals	Administrative Appeals	Total Cases
Blaine	-	-	-	-	-	1	-	-	1
Boyd	-	4	-	-	1	4	1	-	10
Brown	-	5	12	1	17	17	-	-	52
Cherry	-	2	23	2	9	18	-	1	55
Custer	-	11	47	1	17	71	2	-	149
Garfield	-	3	7	1	3	12	-	-	26
Greeley	-	2	11	-	9	4	-	-	26
Holt	2	30	38	1	31	50	2	1	155
Howard	-	9	22	1	16	22	-	-	70
Keya Paha	-	-	1	-	-	3	-	-	4
Loup	-	4	1	1	-	2	-	-	8
Rock	-	1	6	1	-	7	-	-	15
Sherman	-	10	9	4	5	16	-	-	44
Valley	1	6	8	1	12	19	-	-	47
Wheeler	-	5	4	-	2	2	-	-	13
<b>Total</b>	<b>3</b>	<b>92</b>	<b>189</b>	<b>14</b>	<b>122</b>	<b>248</b>	<b>5</b>	<b>2</b>	<b>675</b>

# Annual Fiscal Year Caseload Report

## 9<sup>th</sup> Judicial District – District Court Adult Cases Opened



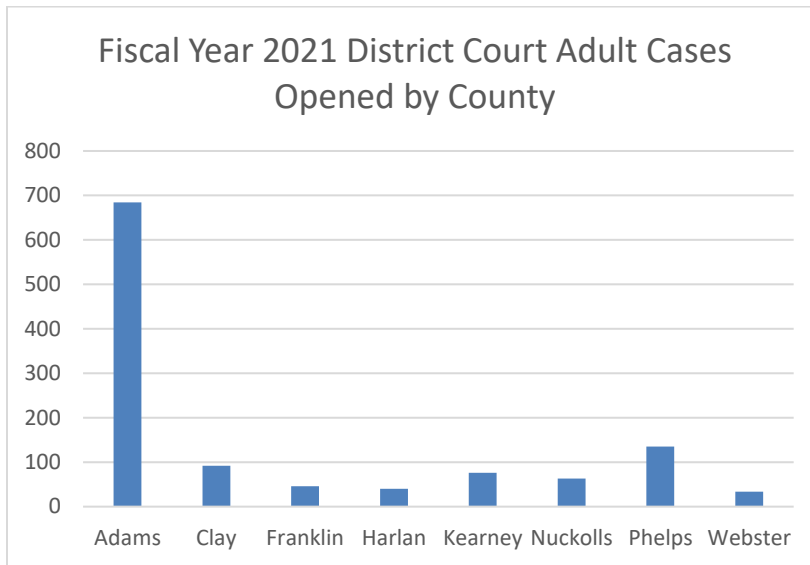
Year	# Cases
FY 2021	2,540
FY 2022	
FY 2023	
FY 2024	
FY 2025	
FY 2026	
FY 2027	
FY 2028	
FY 2029	
FY 2030	

### Fiscal Year 2021 Adult Court Cases Opened by Category and County

Case Type Category	Problem Solving Court	Protection Orders	Civil	Class 1 Felony	Other Criminal	Domestic Relations	Appeals	Administrative Appeals	Total Cases
Buffalo	28	145	104	36	399	328	8	1	1,049
Hall	37	180	139	44	486	600	4	1	1,491
Total	65	325	243	80	885	928	12	2	2,540

# Annual Fiscal Year Caseload Report

## 10<sup>th</sup> Judicial District – District Court Adult Cases Opened



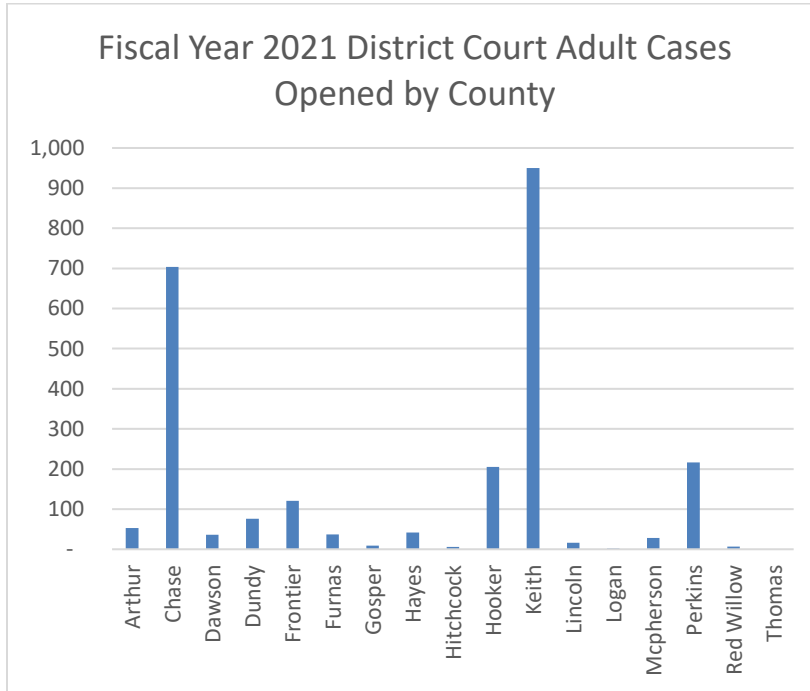
Historical Cases Opened	
Year	# Cases
FY 2021	1,170
FY 2022	
FY 2023	
FY 2024	
FY 2025	
FY 2026	
FY 2027	
FY 2028	
FY 2029	
FY 2030	

### Fiscal Year 2021 Adult Court Cases Opened by Category and County

Case Type Category	Problem Solving Court	Protection Orders	Civil	Class 1 Felony	Other Criminal	Domestic Relations	Appeals	Administrative Appeals	Total Cases
Adams	27	106	57	16	232	234	5	7	684
Clay	-	17	31	6	13	24	-	1	92
Franklin	-	4	12	1	5	23	1	-	46
Harlan	-	5	14	1	4	16	-	-	40
Kearney	-	19	9	2	14	32	-	-	76
Nuckolls	-	6	18	1	9	29	-	-	63
Phelps	6	50	15	2	28	34	-	-	135
Webster	-	9	9	-	2	14	-	-	34
<b>Total</b>	<b>33</b>	<b>216</b>	<b>165</b>	<b>29</b>	<b>307</b>	<b>406</b>	<b>6</b>	<b>8</b>	<b>1,170</b>

# Annual Fiscal Year Caseload Report

## 11<sup>th</sup> Judicial District – District Court Adult Cases Opened



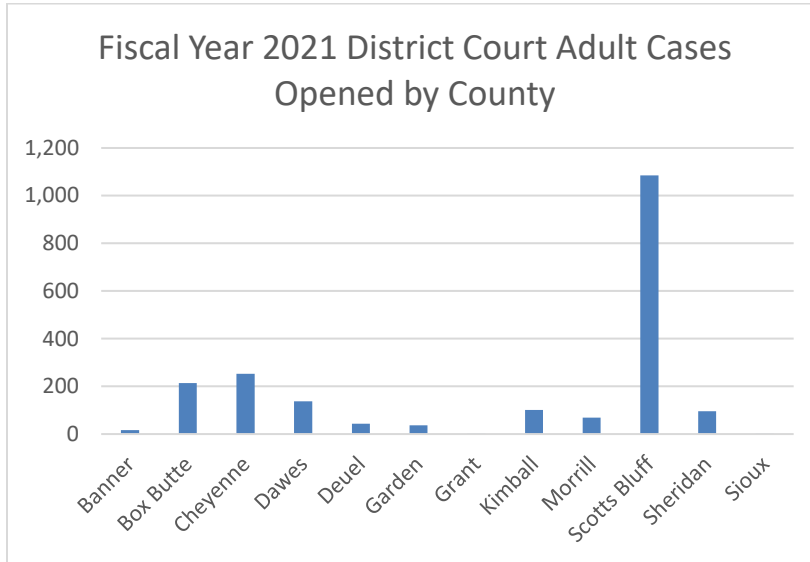
Year	# Cases
FY 2021	2,508
FY 2022	
FY 2023	
FY 2024	
FY 2025	
FY 2026	
FY 2027	
FY 2028	
FY 2029	
FY 2030	

### Fiscal Year 2021 Adult Court Cases Opened by Category and County

Case Type Category	Problem Solving Court	Protection Orders	Civil	Class 1 Felony	Other Criminal	Domestic Relations	Appeals	Administrative Appeals	Total Cases
Arthur	-	12	9	3	11	18	-	-	53
Chase	22	147	41	29	285	176	3	1	704
Dawson	-	6	15	1	6	8	-	-	36
Dundy	-	19	21	1	10	21	-	4	76
Frontier	-	29	31	6	20	34	-	1	121
Furnas	-	13	4	1	6	13	-	-	37
Gosper	-	4	4	1	-	-	-	-	9
Hayes	-	13	11	1	4	13	-	-	42
Hitchcock	-	-	2	-	-	4	-	-	6
Hooker	-	49	21	8	91	35	-	1	205
Keith	15	198	103	29	355	244	5	1	950
Lincoln	-	1	8	-	1	6	-	-	16
Logan	-	-	1	-	-	1	-	-	2
McPherson	-	4	5	-	13	6	-	-	28
Perkins	-	39	40	13	58	65	-	1	216
Red Willow	-	1	4	-	-	2	-	-	7
Thomas	-	-	-	-	-	-	-	-	-
<b>Total</b>	<b>37</b>	<b>535</b>	<b>320</b>	<b>93</b>	<b>860</b>	<b>646</b>	<b>8</b>	<b>9</b>	<b>2,508</b>

# Annual Fiscal Year Caseload Report

## 12<sup>th</sup> Judicial District – District Court Adult Cases Opened



Year	# Cases
FY 2021	2,056
FY 2022	
FY 2023	
FY 2024	
FY 2025	
FY 2026	
FY 2027	
FY 2028	
FY 2029	
FY 2030	

### Fiscal Year 2021 Adult Court Cases Opened by Category and County

Case Type Category	Problem Solving Court	Protection Orders	Civil	Class 1 Felony	Other Criminal	Domestic Relations	Appeals	Administrative Appeals	Total Cases
Banner	-	3	2	-	9	3	-	-	17
Box Butte	-	46	35	2	52	77	1	1	214
Cheyenne	-	60	32	14	88	57	2	-	253
Dawes	-	24	17	8	48	40	1	-	138
Deuel	-	3	9	3	18	11	-	-	44
Garden	-	8	8	2	14	5	-	-	37
Grant	-	-	1	-	-	-	-	-	1
Kimball	-	27	14	-	35	24	1	-	101
Morrill	-	11	15	1	19	23	-	-	69
Scotts Bluff	-	185	101	32	523	233	10	1	1,085
Sheridan	-	10	20	4	30	29	1	2	96
Sioux	-	1	-	-	-	-	-	-	1
<b>Total</b>	-	<b>378</b>	<b>254</b>	<b>66</b>	<b>836</b>	<b>502</b>	<b>16</b>	<b>4</b>	<b>2,056</b>